








# LITERACY ACTIVITY

## Emotion Letters

**Roll an Emotion!**  
Roll to find out **HOW** you will read!

	<b>excited</b>
	<b>angry</b>
	<b>gloomy</b>
	<b>surprised</b>
	<b>tired</b>
	<b>annoyed</b>

MJordanReads ©2012

Have your child roll a dice. Each number represents a different emotion. The number they roll becomes the emotion they apply when saying the sounds of each letter in the alphabet.

- 1- Use an excited voice
- 2- Use an angry voice
- 3- Use a sad voice
- 4- Use a surprised voice
- 5- Use a tired voice
- 6- Use an annoyed voice

