



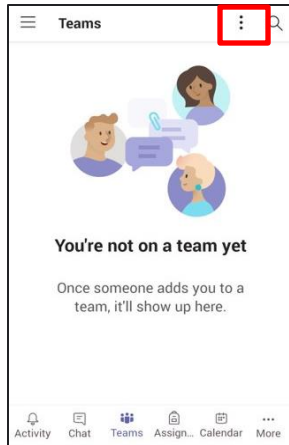
ᐱᐱᐱᐱᐱ ᐱᐱᐱᐱᐱᐱᐱᐱᐱ
Cree School Board
Commission scolaire crie

Mobile Device: **Class Teams** - Joining With a Code and Participating

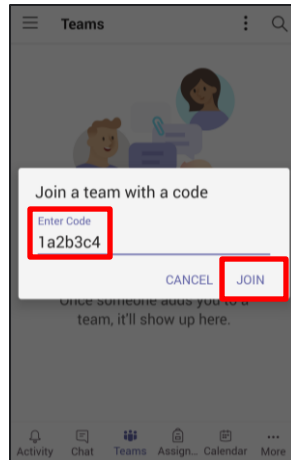
Step 1: Joining a Team with a Code

Android Devices 

To join a Team with a code, click on the **three dots**, then **# Join a team with a code**. Enter the code given to you by your teacher, then click on **Join**.




- Manage teams
- + Create new team
- Browse teams
- # Join a team with a code**

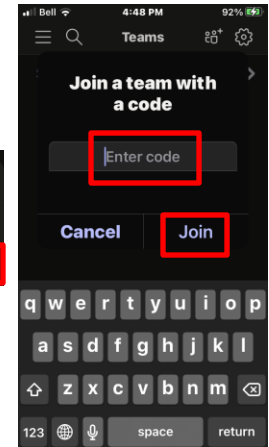


Apple Devices 

To join a Team with a code, click on the **two peons with a + sign**, then **Join a team with a code**. Enter the code given to you by your teacher, then click on **Join**.



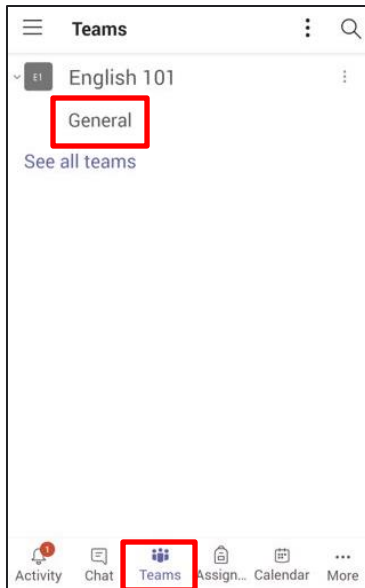
- + Create a team
- Browse teams
- Join a team with a code**



Step 2: Accessing a Team

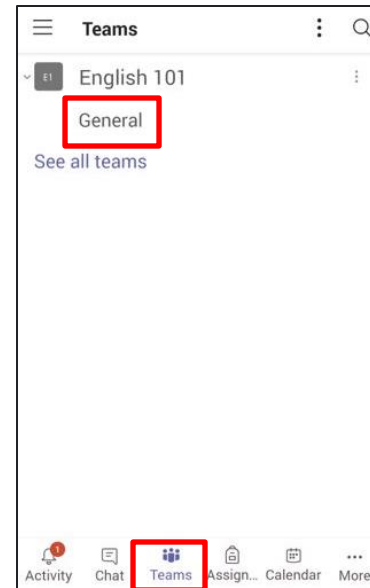
Android Devices 

To open a Team, click on Teams, then select the general channel.



Apple Devices 

To open a Team, click on Teams, then select the general channel.

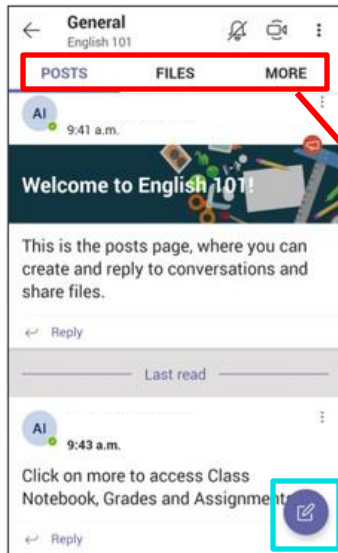


Step 3: Participating in a Team

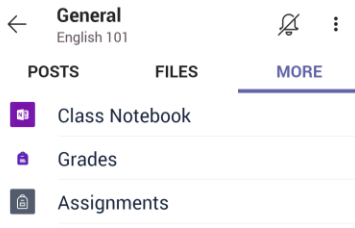
Android Devices



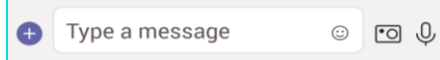
Every class Team gives you access to the class posts, files, notebook, assignments and grades.



Click on the tabs to access the different sections of Teams.



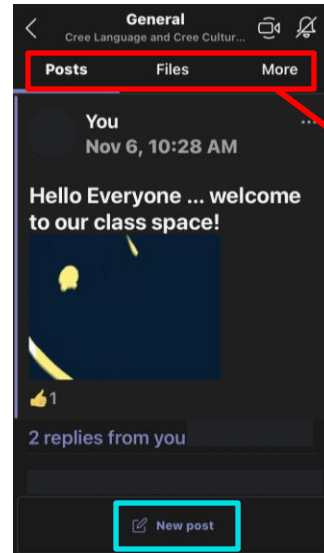
Click on the pencil to create a post.



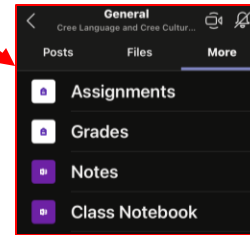
Apple Devices



Every class Team gives you access to the class posts, files, notebook, assignments and grades.



Click on the tabs to access the different sections of Teams.



Click on "New Post" to create a post.

